


L E F R O Y B R O O K S


1920
T E N T E N



1920
TEN TEN

Our range of industrial, machine-age taps.
Inspired by the 'B.S. 1010' plumbing standard – developed to
provide a universal discipline throughout the British Empire.

























TH 9004
TEN TEN DECK MOUNTED BASIN BRIDGE MIXER
WITH HANDWHEELS



TL 9004
TEN TEN DECK MOUNTED BASIN BRIDGE MIXER
WITH LEVERS



TH 9005
TEN TEN WALL MOUNTED BASIN BRIDGE MIXER
WITH HANDWHEELS



TL 9005
TEN TEN WALL MOUNTED BASIN BRIDGE MIXER
WITH LEVERS



TH 1188
TEN TEN MONO BASIN MIXER
WITH HANDWHEELS



TL 1188
TEN TEN MONO BASIN MIXER
WITH LEVERS



TH 1233
TEN TEN THREE HOLE BASIN MIXER
WITH HANDWHEELS



TL 1233
TEN TEN THREE HOLE BASIN MIXER
WITH LEVERS



TH 1198
TEN TEN BIDET MIXER
WITH HANDWHEELS



TL 1198
TEN TEN BIDET MIXER
WITH LEVERS



TH 1519
TEN TEN KITCHEN BRIDGE MIXER
WITH HANDWHEELS



TL 1519
TEN TEN KITCHEN BRIDGE MIXER
WITH LEVERS



TH 1117
TEN TEN DECK MOUNTED BATH BRIDGE MIXER
WITH HANDWHEELS



TL 1117
TEN TEN DECK MOUNTED BATH BRIDGE MIXER
WITH LEVERS



TH 1157
TEN TEN WALL MOUNTED BATH BRIDGE MIXER
WITH HANDWHEELS



TL 1157
TEN TEN WALL MOUNTED BATH BRIDGE MIXER
WITH LEVERS



TH 1110
TEN TEN DECK MOUNTED BATH SHOWER MIXER
WITH HANDWHEELS



TL 1110
TEN TEN DECK MOUNTED BATH SHOWER MIXER
WITH LEVERS




TH 1161
TEN TEN WALL MOUNTED BATH SHOWER MIXER
WITH HANDWHEELS



TL 1161
TEN TEN WALL MOUNTED BATH SHOWER MIXER
WITH LEVERS



TH 1044
TEN TEN BATH SHOWER MIXER WITH HANDWHEELS
ON STANDPIPES



TL 1044
TEN TEN BATH SHOWER MIXER WITH LEVERS
ON STANDPIPES



TT 2112
BATH SUPPORT BRACKET
FOR STANDPIPES



TT 8725
TEN TEN EXPOSED SINGLE CONTROL
THERMOSTATIC SHOWER VALVE



TT 8706
TEN TEN CONCEALED SINGLE CONTROL
THERMOSTATIC SHOWER VALVE



TT 8746
TEN TEN EXPOSED DUAL CONTROL
THERMOSTATIC SHOWER VALVE



TT 8736
TEN TEN CONCEALED DUAL CONTROL
THERMOSTATIC SHOWER VALVE



TT 1774
TEN TEN SHOWER 8" ROSE
WITH SHORT ARM



TT 1775
TEN TEN SHOWER 8" ROSE
WITH LONG ARM



TT 1772
TEN TEN SHOWER 6" ROSE
WITH SHORT ARM



TT 1773
TEN TEN SHOWER 6" ROSE
WITH LONG ARM



TT 8748
TEN TEN EXPOSED THERMOSTATIC SHOWER VALVE
WITH 8" ROSE & HAND SHOWER



TT 8738
TEN TEN CONCEALED THERMOSTATIC SHOWER VALVE
WITH 8" ROSE & HAND SHOWER



TT 8742
TEN TEN EXPOSED DUAL FLOW CONTROL WITH RISER,
8" ROSE & HAND SHOWER



TT 1762
TEN TEN HAND SHOWER WITH HOOK

INDEX



TT 4968
TENTEN MUG HOLDER



TT 4965
TENTEN SHORT 12" TOWEL RAIL



TT 4973
TENTEN PAPER HOLDER



TT 4966
TENTEN MEDIUM 18" TOWEL RAIL



TT 4975
TENTEN DOUBLE PAPER HOLDER



TT 4967
TENTEN LONG 24" TOWEL RAIL



TT 4974
TENTEN SPARE PAPER HOLDER

INDEX



TT 4969
TENTEN WALL MOUNTED BRUSH & POT



TT 4010
TENTEN WALL LIGHT

LEFROYBROOKS.CO.UK

Inside cover film still, Metropolis, 1927, © 2016 Stiftung Deutsche Kinemathek.
The use of trademarks, product design and artwork is subject to licence or agreement with LBIP Ltd.
The design registrations, trademark registrations and copyrights are protected by law and the use or
reproduction outside the terms of an agreement is prohibited. The right to modify designs and
dimensions is reserved. LBIP Ltd is a member of ACID (Anti Copying in Design).

© LBIP Ltd 2016

